

The blitz chess app

Do you prefer to play blitz or bullet chess? Should the answer be “**Yes**”, you will find at the URL <https://blitz.chessbase.com> a compact, handy app, which offers all the functions needed to play your blitz games.

This app is extremely well suited for use on mobile devices with small screens, because unlike the **playcess.com app** it offers only those functions which are relevant to blitz and bullet play. For the numerous iPhone/iPAD users this app is the ideal alternative to the Playchess App which is no longer available.

Start your browser and activate the app at <https://blitz.chessbase.com>



You now have two possibilities. You can, for example, play an unrated game as a “*Guest*”. To do so, simply choose one of the modes of play on offer via the button below the chess board and get going.

Of course, rated games are more interesting. Should you have a *ChessBase Account*, in order to play first click on the button “Log in”.



This starts the login dialog and you can log in directly to use the blitz app with your user name or else if required set up an account.

Please log in with your ChessBase Account:

Name

DerAmateur

Password

••••••

LOGIN

A ChessBase Account is free and gives you many additional benefits in the ChessBase web services. For optimal access of everything, we recommend the **Premium Account**.

[Create Account](#)

[Cannot Login](#)

BACK



In the text window, via which the program presents all relevant information, you can see that the login has worked. If you now choose one of the blitz or bullet options via its button below the chess board, this choice is sent out to other users as an offer. The next sample screenshot shows a representation of running 5 minute blitz game.



The names of the players, including their country, are displayed above and below the chess board. The green colour of the chess clock tells you whose move it is.



During the game you can – as is the case with the other access clients for the chess server – speed up the input of moves by entering your replies in advance on the chess board. These are shown on the board with a green arrow, the last move your opponent played with a yellow arrow.



During the game you will receive messages from the program in the input window or sometimes directly on the board in reverse font.

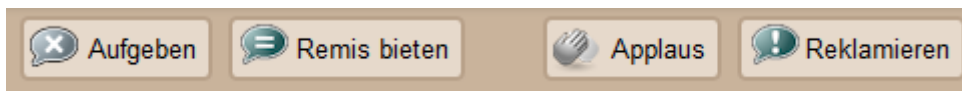


In the input window the program lists the recently played half-moves and for the most recent of these it shows the time taken to play it.

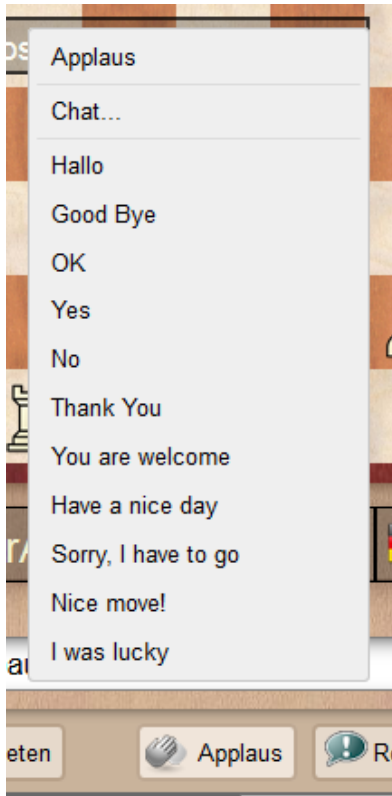
At the end of a game you can see at a glance the effect the result will have on your rating.



During or after a game, basic functions are available to you.



These functions are self-explanatory.



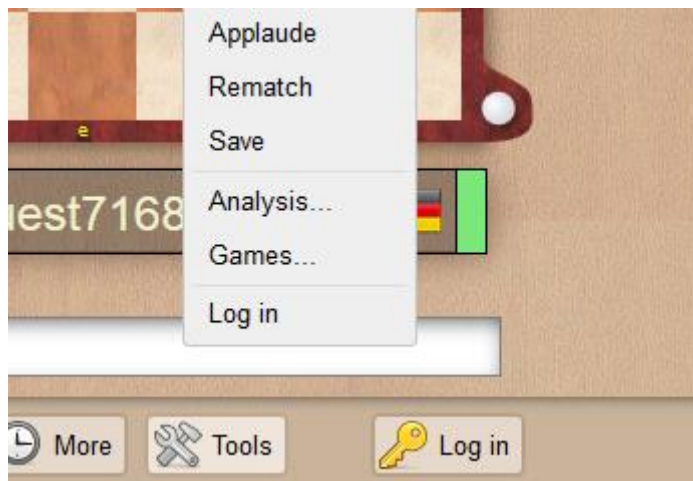
What is important when playing online is the question as to whether you can check your opponent's connection. When the opponent's reaction time is longer you would like to know whether your playing partner is still online. This check is also possible with the app – even if it is hidden.

To access it, you click on the green connection display and you immediately receive this information.



Menu Tools

After a game, you can use the **Tools menu** to get useful features that start the application that matches your application.



Analysis starts the app *My Openings*. Here you can analyze the batches directly or use them for the expansion of the opening repertoire. *Games* starts immediately the **MyGames** app, where you can view and play the saved games.

[Under-promotions in blitzchess.com](#)

When you get a pawn to the eighth rank, that pawn can/must be promoted to a piece. As a rule, that will be to a queen, but in rare cases it may make sense to promote it to a different piece.

Make sure that in your browser the blocking of pop-ups has been deactivated. **The reason:** in a browser dialogs are often blocked as though they were pop-ups. Therefore under-promotion is implicit: you move the mouse over the target square and what appears there is a large queen and to the right of it the other pieces. If you let go of the mouse too soon and over on the right the mouse pointer might be over the wrong piece and the result is then an under-promotion you did not want!

[Saving the games you have played](#)

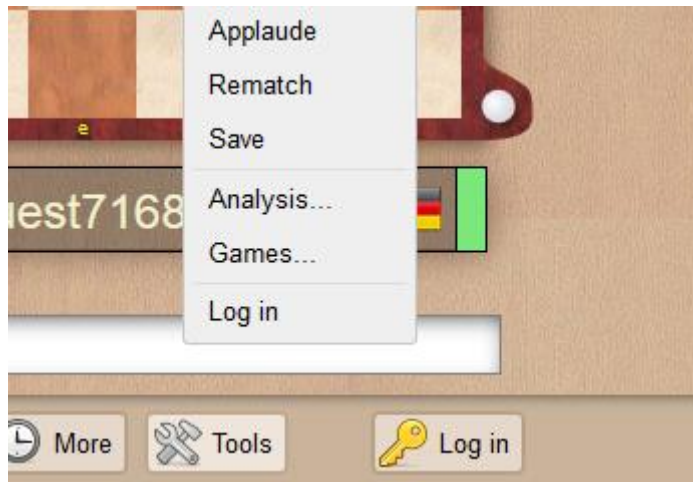
All the games played with the new blitz app are stored automatically in the cloud database "MyGames". So you can play through and analyse the games afterwards, of course with *ChessBase* or *Fritz* too.



However, that is only the case if the user has a *ChessBase Account* and has logged in with his or her user name!

Log in with your user name under "*MyGames*".

Note: You can also log in directly from the **Tools menu** .



Under *Databases* you can now open, for example, the database in which your games were automatically saved.

The games are in the database „**play.chessbase.com games** “. A click loads the game and you can analyse it immediately with the help of the chess engine or if required export it to be used in other programs.

Further information about how the app “*MyGamesCloud*” works can be found in the introduction to the *Web Apps*.